





















# Pattern Strips

Pattern strips may be used for practice or assessing the ability to continue a pattern.  
Cut out the picture squares at the bottom of the page.











The teacher may choose to give only one pattern strip at a time or all three on a page.  
In addition, the teacher may provide all of the picture cards or only the ones used to continue one pattern strip at a time.

									
Pumpkin	Ghost	Pumpkin	Ghost	Pumpkin	Ghost	Pumpkin			

									
Cat	Cat	Bat	Bat	Cat	Cat	Bat			

									
Pumpkin	Spider	Spider	Pumpkin	Spider	Spider				

---

									
Pumpkin	Ghost	Ghost	Bat	Cat	Cat	Pumpkin	Spider	Spider	Pumpkin