


# LACING BOARD




Brontosaurus

## INSTRUCTIONS

Carefully cut out the picture above leaving a 1/2 inch border. Laminate the cutout and use a hole punch to create lacing holes every one to two inches.

# LACING BOARD




Ankylosaurus

## INSTRUCTIONS

Carefully cut out the picture above leaving a 1/2 inch border. Laminate the cutout and use a hole punch to create lacing holes every one to two inches.

# LACING BOARD




Triceratops

## INSTRUCTIONS

Carefully cut out the picture above leaving a 1/2 inch border. Laminate the cutout and use a hole punch to create lacing holes every one to two inches.

# LACING BOARD




Stegosaurus

## INSTRUCTIONS

Carefully cut out the picture above leaving a 1/2 inch border. Laminate the cutout and use a hole punch to create lacing holes every one to two inches.

# LACING BOARD




Pterodactyl

## INSTRUCTIONS

Carefully cut out the picture above leaving a 1/2 inch border. Laminate the cutout and use a hole punch to create lacing holes every one to two inches.

# LACING BOARD



Tyrannosaurus Rex

## INSTRUCTIONS

Carefully cut out the picture above leaving a 1/2 inch border. Laminate the cutout and use a hole punch to create lacing holes every one to two inches.