
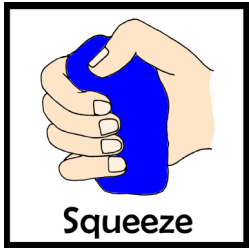


# Language Ideas for Playdough



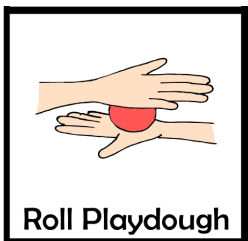
*There are lots of language and communication opportunities when playing with playdough. Here are a few ideas for over break.*



**Make some noise!** If your learner likes sound effects try squish!, roll!, smash!, yucky!, gross!, squeeze!, pull!, smush!, splat!, among others.



**Use your core!** Try using core words during play such as **open**, **help**, **play**, **put**, **turn**, **make**, **more**, among others. Pair in phrases too such as **open** the lid and **make** a ball.



**Sing a song!** Create a simple song such as roll, roll, roll the dough gently on the table ( to the tune of Row, Row, Row Your Boat). Use your learner's favorite song.



**Pretend Play!** If your learner loves to cook make spaghetti. If your learner loves to rock a baby make a bottle. If your learner loves small manipulatives make shapes or use cookie cutters.



**Describe it!** Comment on what your learner is doing as they play. Oh, I see you smashing the dough. You are smiling, I wonder if you like playdough. Oh Yuck! Look at your hands.